



10th October, 2014

BSE Limited,
Floor 25, P.J. Towers,
Dalal Street,
MUMBAI-400 001.

The National Stock Exchange of India Limited,
Exchange Plaza,
Bandra Kurla Complex,
Bandra (E)
MUMBAI-400 001.

Dear Sir,

Sub: Shareholding Pattern as on 30th September, 2014.

Please find enclosed the Shareholding Pattern on a quarterly basis as on 30th September, 2014 in the prescribed format.

This is in compliance with clause 35 of the Listing Agreement.

Thanking you,

Yours faithfully,
For **ZUARI AGRO CHEMICALS LIMITED**

A handwritten signature in black ink, appearing to read 'R.Y. Patil', with a horizontal line underneath.

R.Y.PATIL
Chief General Manager
& Company Secretary


Encl: as above

ZUARI AGRO CHEMICALS LIMITED
(Formerly known as Zuari Holdings Limited)
Registered Office : Jai kisaan Bhawan, Zuarinagar, Goa - 403 726, India.
Telephone : (0832) 2592180, 2592181
FAX : (0832) 2555279

0832-2592177


Introductory sub-table (I)(a)

Name of the Company: ZUARI AGRO CHEMICALS LIMITED (formerly known as Zuari Holdings Limited)			
Scrip Code, Name of the scrip, class of security: 534742 ZUARIAGRO			
Quarter ended: 30th September, 2014			
Partly paid-up shares:-		No. of partly paid-up shares	As a % of total no. of partly paid-up shares
			As a % of total no. of shares of the company
Held by promoter/promoter group			
Held by public			NIL
	Total - D	0	
Outstanding convertible securities:-		No. of outstanding securities	As a % of total no. of outstanding convertible securities
			As a % of total no. of shares of the company, assuming full conversion of the convertible securities
Held by promoter/promoter group			
Held by public			NIL
	Total - E	0	
Warrants:-		No. of warrants	As a % of total no. of warrants
			As a % of total no. of shares of the company, assuming full conversion of warrants
Held by promoter/promoter group			
Held by public			NIL
	Total - F	0	
Total paid-up capital of the company, assuming full conversion of warrants and convertible securities		42058006 EQUITY SHARES of Rs.10/- EACH AGGREGATING TO Rs.420580060/-	




Statement Showing Shareholding Pattern


Category code	Category of Shareholder	Number of Shareholders	Table (I)(a)		Total shareholding as a percentage of total number of shares		Shares Pledged or otherwise encumbered	
			Total number of shares	Number of shares held in dematerialized form	As a percentage of (A+B) ¹	As a percentage of (A+B+C)	Number of shares	As a percentage
(I)	(II)	(III)	(IV)	(V)	(VI)	(VII)	(VIII)	(IX)= (VIII)/(IV)*100
(A)	Shareholding of Promoter and Promoter Group²							
1	Indian							
(a)	Individuals/ Hindu Undivided Family	3	181027	181027	0.43	0.43		
(b)	Central Government/ State Government(s)							
(c)	Bodies Corporate	16	23202465	23202465	55.17	55.17	3381767	14.58
(d)	Financial Institutions/ Banks							
(e)	Any Others(Specify)							
(e-i)								
(e-ii)								
	Sub Total(A)(1)	19	23383492	23383492	55.60	55.60	3381767	14.46
2	Foreign							
a	Individuals (Non-Residents Individuals/ Foreign Individuals)							
b	Bodies Corporate	2	7491750	7491750	17.81	17.81		
c	Institutions							
d	Any Others(Specify)							
d-i								
d-ii								



	Sub Total(A)(2)	2	7491750	7491750	17.81	17.81		
	Total Shareholding of Promoter and Promoter Group (A)= (A)(1)+(A)(2)	21	30875242	30875242	73.41	73.41	3381767	10.95
(B)	Public shareholding							
1	Institutions							
(a)	Mutual Funds/ UTI	11	3611862	3611762	8.59	8.59		
(b)	Financial Institutions / Banks	33	8320	4355	0.02	0.02		
(c)	Central Government/ State Government(s)							
(d)	Venture Capital Funds							
(e)	Insurance Companies	6	2281393	2281243	5.42	5.42		
(f)	Foreign Institutional Investors	21	1191291	1190891	2.83	2.83		
(g)	Foreign Venture Capital Investors							
(h)	Any Other (specify)							
(h-i)	Foreign Bank	1	217	217				
(h-ii)								
	Sub-Total (B)(1)	72	7093083	7088468	16.86	16.86		
B 2	Non-institutions							
(a)	Bodies Corporate	357	1202303	1185427	2.86	2.86		
(b)	Individuals							
I	Individuals -i. Individual shareholders holding nominal share capital up to Rs 1 lakh	32528	2542134	2180590	6.04	6.04		
II	ii. Individual shareholders holding nominal share capital in excess of Rs. 1 lakh.	12	274435	259245	0.65	0.65		
(c)	Any Other (specify)							
(c-i)	Clearing Members	109	26016	26016	0.06	0.06		
(c-ii)	Non Resident Indians	185	41978	39141	0.10	0.09		



(c-iii)	Overseas Bodies Corp.	1	450					
(c-iv)	Trusts	4	2365	2365	0.01	0.01		
	Sub-Total (B)(2)	33196	4089681	3692784	9.72	9.72		
(B)	Total Public Shareholding (B)= (B)(1)+(B)(2)	33268	11182764	10781252	26.59	26.59		
	TOTAL (A)+(B)	33289	42058006	41656494	100.00	100.00	3381767	8.04
(C)	Shares held by Custodians and against which Depository Receipts have been issued							
1	Promoter and Promoter Group							
2	Public							
	Sub-Total (C)	0	0	0	0	0	0	
	GRAND TOTAL (A)+(B)+(C)	33289	42058006	41656494	100.00	100.00	3381767	8.04



(I)(b) Statement showing holding of securities (including shares, warrants, convertible securities) of persons belonging to the category "Promoter and Promoter Group"

Sr. No.	Name of the shareholder	Details of Shares held		Encumbered shares (*)			Details of warrants		Details of convertible securities		Total shares (including underlying shares assuming full conversion of warrants and convertible securities) as a % of diluted share capital
		Number of shares held	As a % of grand total (A)+(B)+(C)	No.	As a percentage	As a % of grand total (A)+(B)+(C) of sub-clause (I)(a)	Number of warrants held	As a % total number of warrants of the same class	Number of convertible securities held	As a % total number of convertible securities of the same class	
(I)	(II)	(III)	(IV)	(V)	(VI)=(V)/(III)*100	(VII)	(VIII)	(IX)	(X)	(XI)	(XII)
1	Globalware Trading & Holdings Ltd.	7012000	16.67								
2	Texmaco Infrastructure & Holdings Ltd.	3000125	7.13								
3	Adventz Investments & Holdings Ltd.	1236852	2.94								
4	Coltrane Corpn. Ltd.	479750	1.14								
5	Jeewan Jyoti Medical Society	138550	0.33								
6	Adventz Finance Private Limited	85789	0.20								
7	Duke Commerce Ltd.	81000	0.19								
8	Saroj Kumar Poddar	79406	0.19								
9	Adventz Securities Enterprises Ltd.	98804	0.23								
10	Adventz Investment Co. Pvt. Ltd.	15000	0.04								
11	Ricon Commerce Ltd.	8100	0.02								
12	Jyotsna Poddar	71621	0.17								
13	New Eros Tradecom Ltd.	1196767	2.85	1196767	100.00	2.85					
14	SIL Investments Ltd.	3208000	7.63	2185000	68.11	5.20					
15	Pilani Investment & Ind. Corp. Ltd.	434000	1.03								
16	RTM Investment & Trading Co. Ltd.	110768	0.26								
17	SCM Investment & Trading Co. Ltd.	35000	0.08								
18	Ronson Traders Ltd.	63200	0.15								
19	Sarla Devi Birla	30000	0.07								
20	Zuari Global Limited	8411601	20.00								
21	Zuari Management Services Ltd.	5078909	12.08								
TOTAL		30875242	73.41	3381767	10.95	8.04	0	0	0	0	0



(*) The term "encumbrance" has the same meaning as assigned to it in regulation 28(3) of the SAST Regulations, 2011

(I)(c)(i) Statement showing holding of securities (including shares, warrants, convertible securities) of persons belonging to the category "Public" and holding more than 1% of the total number of shares

Sr. No.	Name of the shareholder	Number of shares held	Shares as a percentage of total number of shares {i.e., Grand Total (A)+(B)+(C) indicated in Statement at para (I)(a) above}	Details of warrants		Details of convertible securities		Total shares (including underlying shares assuming full conversion of warrants and convertible securities) as a % of diluted share capital
				Number of warrants held	As a % total number of warrants of the same class	Number of convertible securities held	% w.r.t total number of convertible securities of the same class	
1	Life Insurance Corp. of India	1350526	3.21					
2	Reliance Capital Trustee Co. Ltd.	1200000	2.85					
3	Deutsche Securities Mauritius Ltd.	899027	2.14					
4	General Insurance Corp. Of India	565972	1.35					
5	ICICI Prudential Value Fund Series 2	840401	2.00					
6	ICICI Prudential Top 100 Fund	910220	2.16					
TOTAL		5766146	13.71	0	0	0	0	0




(I)(c)(ii) Statement showing holding of securities (including shares, warrants, convertible securities) of persons (together with PAC) belonging to the category "Public" and holding more than 5% of the total number of shares of the company								
Sr. No.	Name(s) of the shareholder(s) and the Persons Acting in Concert (PAC) with them	Number of shares	Shares as a percentage of total number of shares [i.e., Grand Total (A)+(B)+(C) indicated in Statement at para (I)(a) above]	Details of warrants		Details of convertible securities		Total shares (including underlying shares assuming full conversion of warrants and convertible securities) as a % of diluted share capital
				Number of warrants	As a % total number of warrants of the same class	Number of convertible securities held	% w.r.t total number of convertible securities of the same class	
1			0.000					
2			0.000					
3			0.000					
4			0.000					
5			0.000					
6			0.000					
7			0.000					
8			0.000					
9			0.000					
10			0.000					
TOTAL		0	0.000		0			0

N.A.



(I)(d) Statement showing details of locked-in shares

Sr. No.	Name of the shareholder	Number of locked-in shares	Locked-in shares as a percentage of total number of shares {i.e., Grand Total (A)+(B)+(C) indicated in Statement at para (I)(a) above}
1	Zuari Global Limited	8411531	20.00
2	Zuari Management Services Ltd.	4205801	10.00
TOTAL		12617332	30.00



(II)(a) Statement showing details of Depository Receipts (DRs)

Sr. No.	Type of outstanding DR (ADRs, GDRs, SDRs, etc.)	Number of outstanding DRs	Number of shares underlying outstanding DRs	Shares underlying outstanding DRs as a percentage of total number of shares {i.e., Grand Total (A)+(B)+(C) indicated in Statement at para (I)(a) above}
1				0.00
2				0.00
3				0.00
4				0.00
5				0.00
6				0.00
7				0.00
8				0.00
9				0.00
TOTAL		0	0	0.00



